




Silly Food



Themed Storytime with Craft

Start Storytime with a reading of 'Dragons Love Tacos'. Join the dragons for a hilarious taco party!

Find under: E FIC RUB



Loving the tacos?
Follow and sing
along on the next
page for the
"Dragons Love
Tacos" Song!



Follow the QR code on the left to access spanish lyrics!


Dragons love tacos,
Millions of tacos,
Dragons love tacos,
But not, too hot!

Dragon wants taco
Millions of tacos
Dragon wants taco
Without heat, nada

And salsa, sweet sweet salsa,
Come to the party, a taco party.
My salsa is extra tasty

Tasty
If it's spicy...
Hot fire!

LET'S MAKE SOME TACOS...!
FIRST EVERYBODY WASH YOUR
HANDS...
HERE WE GO!



Chop the tomatoes: chop / chop / chop
Moosh the avocado: moosh / moosh
Mince the cilantro: mince / mince
Squeeze some lime juice: squeeze
Shake the salt: shake / shake / shake
Grind the pepper: grind
Rip the lettuce: rip / rip
Stretch the cheese: stretch / stretch

Mix the salsa: stir/stir (4x)
Fill your tortilla with salsa, cheese, and lettuce (3x)

IT'S TACO PARTY TIME!


Dragons love tacos,
Millions of tacos,
Dragons love tacos,
But not, too hot!

Dragon wants taco
Millions of tacos
Dragon wants taco
Without heat, nada

But not, too hot!

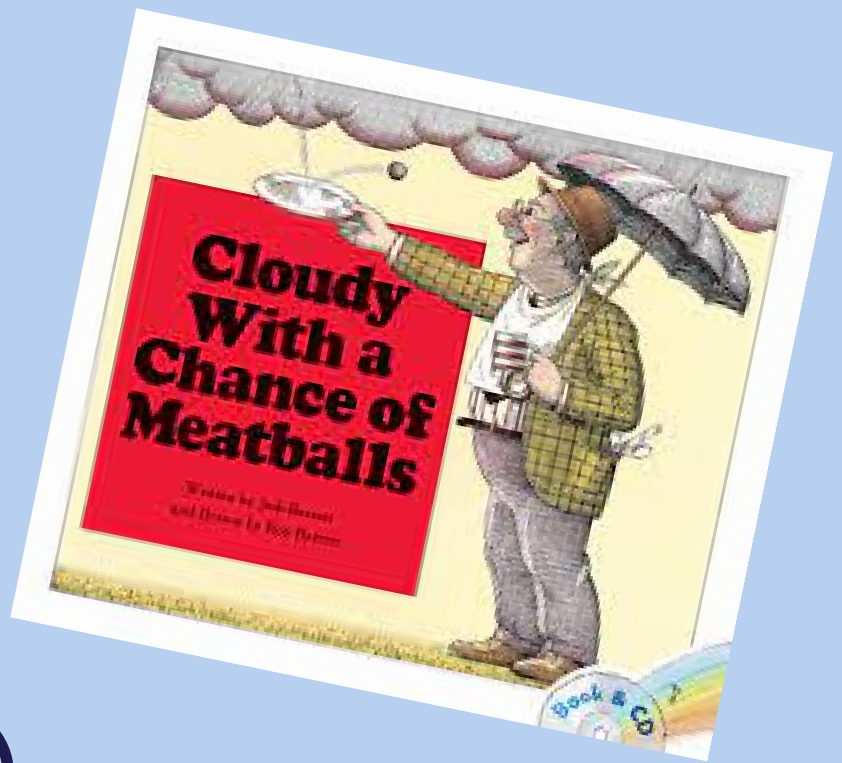
COLORING SHEETS ARE ON THE NEXT PAGE!





Transition to the next book "Cloudy With a Chance of Meatballs". Classic and hilarious story that many have enjoyed over the years!

Find under: E FIC BAR



Follow along to make your own umbrella!

Materials Needed:

- Paper Plate
- Black & Brown Construction Paper
- Black Marker
- Crayons
- Tape
- Scissors
- String or dental floss

Don't forget about the movie!
Find under: FAMILY DVD J CLO



Instructions

Meatball Umbrella Activity



1

Start with cutting the umbrella shape from the paper plate, after with black marker add black lines for the fold of the umbrella to add dimension. From here have the children decorate their umbrella as they see fit.




2

Next cut out a handle for the umbrella from black construction paper and affix it to your umbrella top. Next cut your clear string or dental floss. Also cut out around 3 large brown paper meatballs


3

Now affix your meatballs with the string and attach to the whole umbrella with glue! Now you have your very own meatball umbrella inspired by the story!



Transition to the next book "Piranhas Don't Eat Bananas". A new classic for the whole family to enjoy!

Find under: E FIC BLA



Want more from the same author? Feel free to checkout these additional tales!

